

Plant–pollinator interactions in a Mexican *Acacia* community

Nigel E. Raine[✉] · Alice Sharp Pierson[✉]
Graham N. Stone

Received: 31 March 2007 / Accepted: 21 June 2007 / Published online: 16 August 2007
Springer Science+Business Media B.V. 2007

Abstract Competition for pollination is thought to be an important factor structuring flowering in many plant communities, particularly among plant taxa with morphologically similar and easily accessible flowers. We thus examined the potential for heterospecific pollen transfer (HPT) in a community of four *Acacia* species in a highly seasonal tropical habitat in Mexico. Partitioning of pollen among sympatric species appears to be achieved, in part, through segregation of flowering in seasonal time, and interspecific differences in pollinator guilds. However, we discuss our results in light of previous work on co-flowering species (*Acacia macracantha* and *Acacia angustissima*) shared multiple flower visitors, raising the possibility of HPT. Each of these co-flowering species showed high intraspecific daily synchrony in pollen release, but dehiscence at different times of day. Pollinators

Keywords *Acacia* · *Acaciella* · Bees · Character displacement · Competition for pollination · Flower visiting insects Mexico · Niche partitioning · Pollen dehiscence timing · Pollination ecology · Resource axis · *Vachellia*

Handling editor: Gimme Walter.

Electronic supplementary material The online version of this article (doi:10.1007/s11829-007-9010-7) contains supplementary material, which is available to authorized users.

Alice Sharp Pierson is no longer working as research biologist.

N. E. Raine · A. S. Pierson · G. N. Stone
Department of Zoology, University of Oxford, South Parks Road, Oxford OX1 3PS, UK

Present Address:
N. E. Raine (✉)
School of Biological & Chemical Sciences, Queen Mary University of London, Mile End Road, London E1 4NS, UK
e-mail: n.e.raine@qmul.ac.uk

Present Address:
G. N. Stone
Institute of Evolutionary Biology, School of Biology, University of Edinburgh, West Mains Road, Edinburgh EH9 3JT, UK

Introduction

Flowering plants compete for pollination in at least two ways. Where seed set is limited by pollen availability, plants can potentially compete for pollinator visits (Mosquin 1971; Bierzychudek 1981; Horvitz and Schemske 1990). In other cases, pollen quality (i.e., load purity) is the limiting factor (Rathcke 1983, 1988). If pollinators visit more than one flowering species in a short-time period, some pollen may be transferred between species (heterospecific pollen transfer, HPT). HPT can reduce fitness in two ways: through loss of pollen to heterospecific stigmas, and through physical blocking of limited stigmatic surface by heterospecific pollen (Waser 1978a, b; Waser and Fugate 1986; Fishbein and Venable 1996). Avoidance of HPT is thought to be more important than competition for pollinator visits in natural

systems (Waser 1983; Rathcke 1983, 1988) and minimizing costs associated with both mechanisms of competition is thought to be an important force structuring plant communities (Pleasant 1983; Waser 1983; Armbruster and Herzig 1984; Feinsinger 1987; Stone et al. 1998).

An expected evolutionary consequence of competition is partitioning of shared resources leading to reduction of negative interaction between coexisting species (Brown and Wilson 1956; Pianka 1973; Schoener 1983). Sympatric plants competing for pollination services can potentially diverge along several resource axes. They can escape competition by recruiting private pollinators (Heinrich 1972; Slatkin 1980) which differ in their timing of pollen release for other reasons (Armbruster 1985, 1986). The long evolutionary history of East African savannahs and the geographically stable structure of acacia communities (Ross 1981) both suggest that long-term evolutionary responses, rather than ecological sorting, are responsible for the patterns seen in Tanzania (Stone et al. 1998). Resource partitioning through competitive displacement can potentially be demonstrated using manipulation experiments, in which one or more competing species are removed from an assemblage and observed responses are compared with predictions based on competitive release (Van Valen 1965; Rothstein 1973). However, many generations may be required before responses become detectable, rendering this powerful approach unsuitable for plants with long generation times. A second approach is to exploit natural variation in communities to approximate removal experiments (Huey and Pianka 1974; Fenchel 1975). Comparing conspecific patterns of resource exploitation in locations with and without putative competitors represents a longer-term equivalent to removal experiments. Hence, if coflowering acacia species do compete for shared pollinators we would expect competitor species to show greater intraspecific synchrony in pollen release when coflowering than when flowering alone (Stone et al. 1998). This is the approach we adopt here.

Three factors potentially predispose acacia species to daily partitioning of shared pollinators. First, multispecies acacia assemblages commonly coflower in highly seasonal tropical habitats (Ross 1981; Stone et al. 1998, 2003). Second, their scented and showy flowers are visited by a wide diversity of flower visitors, some of which are shared (Bernhardt 1987; Tybirk 1993; Stone et al. 1998, 2003). Third, the common, open pom-pom structure of acacia flowers allows pollen transfer between coflowering species. Here we examine seasonal and daily patterns of flowering, and the composition and daily activity patterns of pollinator assemblages in a Mexican acacia community at Chamela. We address the following specific questions:

The importance of daily structuring in competition for wide diversity of flower visitors, some of which are shared pollination is unclear, and most analyses to date lack the necessary resolution to examine daily patterns. This is surprising, because whether plants whose flowering seasons overlap actually compete for pollination may depend crucially on whether such daily partitioning exists.

Daily partitioning of shared pollinators is expected to leave a characteristic signature of (1) intraspecific synchrony and (2) interspecific divergence in the timing of both pollen dehiscence and activity patterns of shared pollinators (Brown and Wilson 1956; Slatkin 1980; Stone et al. 1996, 1998). Furthermore, resource partitioning by competitive displacement predicts daily peaks of pollen release to be significantly regularly spaced (overdispersed) across species (Poole and Rathcke 1979; Pleasant 1980; Cole 1981; Gleeson 1981; Waser 1983; Kochmer and Handel 1986; Minckley et al. 1994; Williams 1995). Tanzanian acacias provide an example of such daily patterning (Stone et al. 1996, 1998). However, although this pattern is consistent with ongoing competition for pollination, it could also represent the ghost of competition past (Connell 1980), or the ecological sorting of species (Grant 1976; Inouye 1978; Pleasant 1983; Rathcke 1988; Stone et al. 1999a; Cook and Rasplu 2003; Fenster et al. 2004), or deposit pollen on different parts of a shared pollinator body (Dressler 1968; Armbruster et al. 1994). Plants can also share pollinators through divergence of their flowering seasons (Mosquin 1971; Heithaus 1974; Poole and Rathcke 1979; Pleasant 1980; Kephart 1983; Rathcke 1983; Ashton et al. 1988; Stone et al. 1998). Sympatric plants are sometimes constrained to flower at the same point in seasonal time (coflower) through constraints resulting from seasonal availability of water or warmth (Janzen 1967; Hocking 1968; Reich and Borchert 1984; Rathcke 1988; Johnson 1992; Ollerton et al. 2003), or through limited divergence of contemporary species from ancestral flowering patterns (Kochmer and Handel 1986; Wright and Calderon 1995). Under such circumstances, plants can either evolve tolerance of competition (e.g., through increased floral longevity: Levin 1978; Motten 1986; Rathcke 1988; Ashman and Schoen 1994; Ashman 2000), or partition the activity of shared pollinators on shorter, daily, timescales (Levin and Anderson 1970; Ollerton and Lack 1992). Because pollinators commonly track pollen resource availability in daily time (Frankie et al. 1983; Stone 1994, 1995; Stone et al. 1995, 1996, 1998, 1999a; Herrera 1997; Willmer and Stone 2004), and regularly remove pollen from their bodies (Gilbert 1981; Roubik 1989), the evolution of species-specific times of pollen release (dehiscence) has the potential to reduce competition for both pollinator visits and pollen purity (Armbruster and Herzig 1984; Armbruster 1985; Stone et al. 1996, 1998).

When do the Chamela acacias flower in seasonal time, and when during the day do they release their pollen?

Table 1 Species composition at each study site (p = present)

Species	Site 1. El Super	Site 2. Playa el negro	Site 3. Arroyo Chamela	Site 4. Arroyo Careyes	Site 5. Camino el piedro	Site 6. Disused airstrip
<i>A. hindsii</i>	p	p	p		p	p
<i>A. macracantha</i>	p	p	p	p		p
<i>A. farnesiana</i>	p	p		p	p	p
<i>A. angustissima</i>				p		

- Are temporal patterns consistent among sites and among years?
- Do coflowering acacias show patterns of daily pollen release consistent with character displacement?
- Do species show higher-intraspecific synchrony in daily timing of pollen release when flowering together than when flowering alone?
- Do coflowering acacia species share flower visitors likely to be significant pollen vectors, and hence possible agents of selection for divergence in the timing of daily pollen release?
- Does the daily activity of shared pollinators track patterns of pollen release among coflowering acacias?

Materials and methods

Study area and species

This study was carried out between 1998 and 2000 near the Estación de Biología de Chamela, IBUNAM, on the Pacific coast of Jalisco, Mexico (19 29.91 N, 105 02.67 W). Rainfall (mean ± 1 SE = 798 ± 54 mm: Chamela biological station records 1977–2000) is strongly seasonal and concentrated between June and October. Most of the region has ca. 1,200 plant species flower during the rains (Bullock and Solis-Magallanes 1990). Our study focussed on a region of ca. 40 km² within which four acacia species (*Acacia* (*Vachellia*) *farnesiana* (L.) Willdenow, *Acacia* (*Vachellia*) *hindsii* (Bentham) and *Acacia* (*Vachellia*) *macracantha* (Humboldt & Bonpland ex. Willdenow), and *Acacia* (*Acaciella*) *angustissima* (Miller) Kuntze¹) regularly form dominant multi-specific assemblages.

We established six study sites, each of which included at least two of the three most locally widespread species: *A. farnesiana*, *A. hindsii*, and *A. macracantha* (Table 1). Sites for *A. macracantha* were selected to allow

comparison of pollen release and visitation patterns alone, and with, a putative competitor species *A. angustissima* (Table 1). Because *A. angustissima* was only found at one location (site 4) lack of replication necessarily renders our results of the with/without comparison for *A. macracantha* preliminary. Study sites were distributed along a 20 km stretch of coast, within 2 km of the shore (Fig.). Seasonal flowering patterns Leaves, flower buds, open flower heads, and pods were censused on an 8-point ordinal scale (absent, very sparse, sparse, sparse/medium, medium, medium/abundant, abundant, and very abundant) for 125 tagged individual trees of all acacia species growing at each study site at 3-week intervals during the study period.

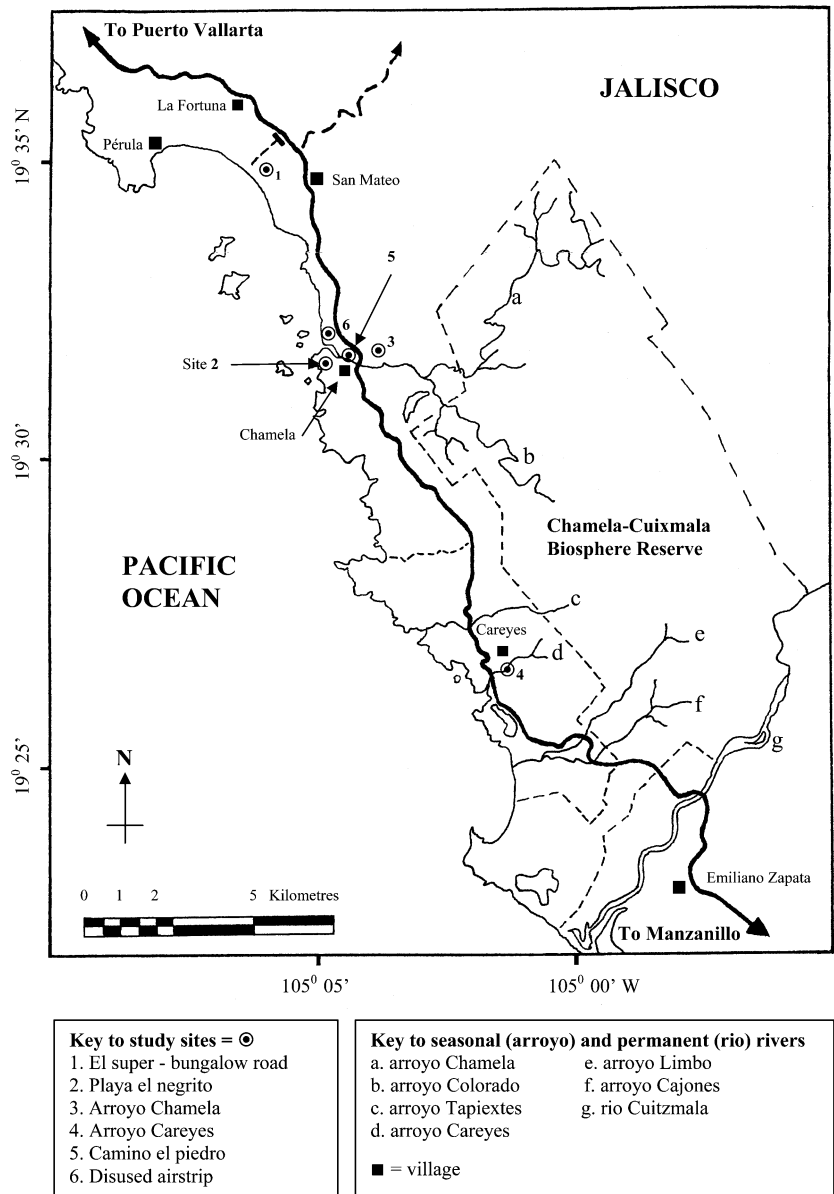
Flower head abundance, development and longevity

Acacia flowers are presented in spherical (capitate) or elongated (spicate) compound flower heads. *A. macracantha* (capitate), *A. angustissima* (capitate) and *A. hindsii* (spicate) mass-flower on distinct reproductive branchlets (racemes), while *A. farnesiana* (capitate) flower heads arise singly (non-racemose) and at much lower density from bud cushions at the base of stipular spines. *A. macracantha*, *A. angustissima* and *A. hindsii* flowers are protandrous and complete both male and female reproductive phases within a single day (Raine 2001; Raine et al. 2002; Stone et al. 2003), persisting in a tattered post-reproductive state for one or more further days, after which unfertilised flower heads fall and fertilised ones develop seed pods. *A. macracantha* and *A. hindsii* flower heads open during the night and are fully open by dawn (0630–0700h), whereas *A. angustissima* flower heads begin opening around dawn and are not fully open until 1000–1200h. *A. farnesiana* flower heads are protogynous and last for several days, and

¹ Recent evidence suggesting the genus *Acacia* is polyphyletic has led to calls for a significant taxonomic revision (Maslin 2006). The names *Vachellia* and *Acaciella* given in parentheses indicate the genera to which these species would be assigned under the proposed revision (Maslin et al. 2003)

² Flower heads have often been termed ‘inflorescences’, although as defined by the Flora of Australia (vol. 11A, Mimosaceae, *Acacia*), the term ‘inflorescence’ more properly applies to groups of flower heads on a floral shoot. For clarity we use the term flower head throughout.

Fig. 1 Map of Chamela bay area showing study site locations



male and female reproductive phases probably occur on different days (Raine 2001; Stone et al 2003).

Daily patterns of pollen availability

Acacias present pollen as a compound polyad with eight polyads per anther (Knox and Kenrick 1982; Chappill and Maslin 1995; Kenrick 2003). Pollen release (dehiscence) in tree and day by dividing them by the maximum value for each species was evaluated by examining the relative abundance of pollen available on the surface of flower heads sampled at intervals through the day using methods described in full by Stone et al. (1998) and Raine et al. (2002). We sampled four flower heads at random from each population estimate for the mean P:A ratio by sampling a single flower head from 6 to 8 *A. farnesiana* trees at each time interval. Dehiscence was followed from dawn (0600

0700h) until dusk (1700–1900h) at intervals of 60–90 min. In total we collected 150 tree-days of dehiscence data, with totals for each species in parentheses: *A. macracantha* (79), *A. angustissima* (29), *A. hindsii* (26), and *A. farnesiana* (16; Supplementary material-Appendix A).

Daily patterns of microclimate

The timing of anther dehiscence is highly sensitive to temperature and relative humidity (Buchman 1983; Corbet et al. 1988; Stone et al. 1998). Because intraspecific variation in the timing of pollen release could potentially result from microclimatic differences across study sites, we recorded shade temperature and relative humidity using Vaisala HM34 humidity and temperature meter for every tree studied at each sampling interval.

Patterns of flower visitation and visitor assemblages

Flower visitor behaviour was quantified in all three field seasons (Supplementary material-Appendix A) in the same way for each acacia species following Stone et al. (1996, 1998). A consistent set of selected flower heads was watched for a fixed observation period at regular intervals throughout the day, from before the onset of foraging until after it ceased (usually approximately 0730–1700h). In 1998 and 1999, focal flower heads were watched for a 10-min period every 80–120 min, allowing data collection from several individual trees per day. In 2000, focal flower heads on a single tree were watched for a 30-min period at hourly intervals from 0700 to 1700h, providing more detailed data for each observation day.

Visitation was quantified as the number of flower head visits made by each taxon (Horvitz and Schemske 1990; Stone et al. 1998), weighted equally regardless of visitor taxon, visit duration, or the number of flowers visited per flower head. Differences in forager activity patterns were analyzed using Kolmogorov–Smirnov tests (Sokal and Rohlf 1981; Stone et al. 1988). Similarities in floral visitation attributable to particular visitor taxa were quantified using proportional similarity (Schoener 1970; Kephart 1983; Horvitz and Schemske 1990; Stone et al. 1998) (PS), which ranges from 1 (maximum similarity) to 0 (no overlap).

Results

Seasonal flowering patterns

The Chamela acacias can be divided into two seasonal flowering groups: late dry season (*A. hindsii* and

A. farnesiana) and wet season (*A. angustissima* and *A. macracantha*; Fig. 2). Despite this general distinction, sympatric Acacia species frequently coflowered for extended periods. *Acacia macracantha* regularly coflowered with *A. hindsii* and *A. farnesiana* (Fig. 2a–c) and the longest coflowering (5 months) was between *A. macracantha* and *A. angustissima* (site 4; Fig. 2c, d). Seasonal flowering patterns were consistent across years at all study sites.

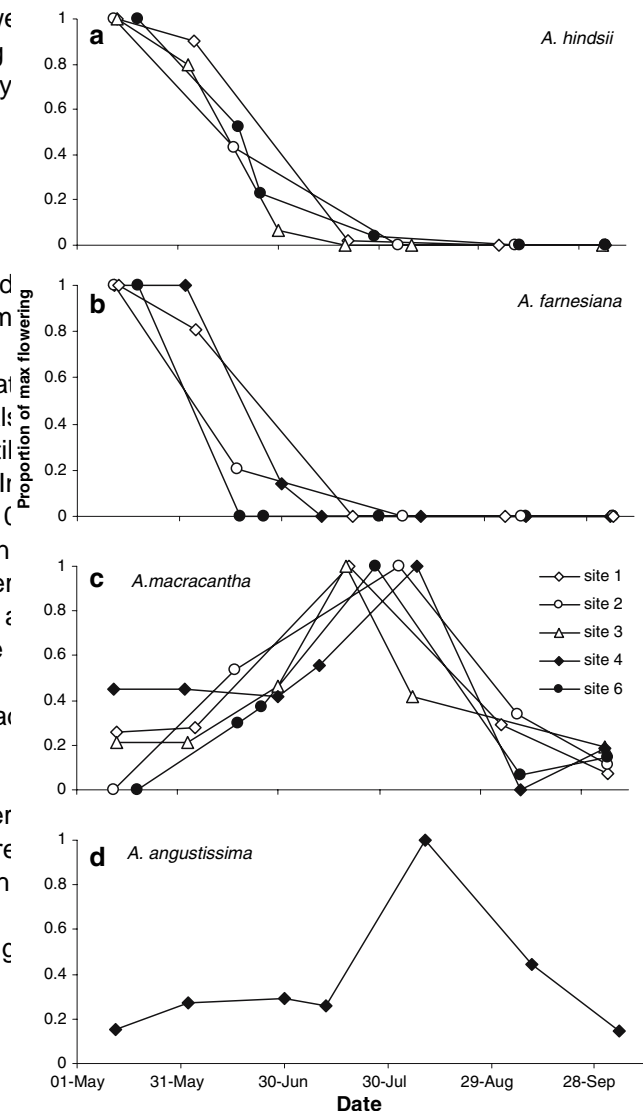


Fig. 2 Seasonal patterns of flowering abundance for (a) *A. hindsii*, (b) *A. farnesiana*, (c) *A. macracantha* and (d) *A. angustissima* in 1999. Each symbol type represents the population at a different study site. Flowering abundance at each site was constrained to vary between 0 and 1 by dividing them by the maximum seasonal abundance for that site. The wet season began on the 16 Jun 1999 – these were the first rains since 14 Oct 1998

Daily timing of pollen release

Acacia hindsii and *A. angustissima* dehisce in the early morning (around 0800h) and early afternoon (around 1200h), respectively, and show high-intraspecific synchrony among individuals (Fig. 3a, b). *A. macracantha* populations varied in their timing of pollen release: individuals co-flowering with *A. angustissima* dehiscenced consistently earlier (around 0900h: Fig. 3c) and showed greater intraspecific synchrony than conspecifics flowering alone (Fig. 3d). The contrast in *A. macracantha* dehiscence synchrony between sites with (site 4) and without *A. angustissima* was significant for site 3 versus site 4 (test:

$F_{4, 4} = 7.92, p = 0.035$), and near significant for site 1 versus site 4 ($F_{3, 4} = 5.98, p = 0.058$), with no significant difference in synchrony between sites without *A. angustissima* (Site 1 vs. 3: $F_{4, 3} = 1.33, p = 0.424$). The synchrony among individuals does not correlate simply with the spatial separation of sites, which would predict most similar behaviour at sites 1 and 3 (Fig. 3). Daily dehiscence patterns for individual trees were highly consistent across days and years. For *A. hindsii*, *A. angustissima* and *A. macracantha* (Fig. 4), implying consistent temporal relationships among these species.

Daily peaks of pollen availability shown by *A. farnesiana* populations (six trees sampled per day) were less distinct than in the other three species and varied appreciably across consecutive days under similar microclimatic conditions (Fig. 5). Due to low flower head abundance per tree, it was impossible to assess intraspecific dehiscence synchrony in this species.

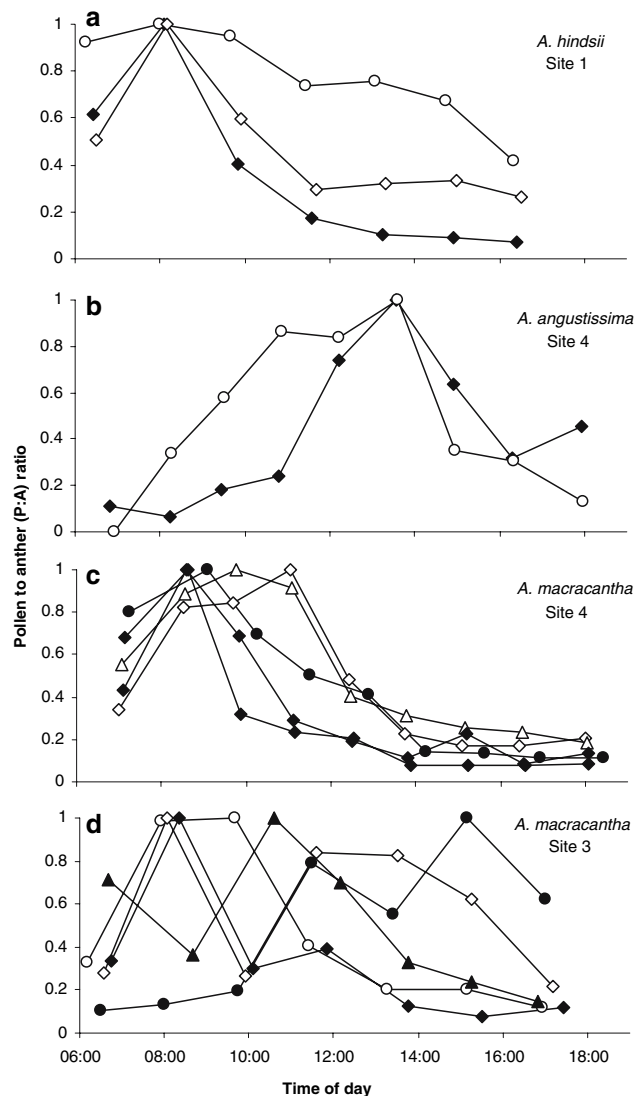


Fig. 3 Variation in daily patterns of pollen availability amongst conspecific individual trees sampled on the same day for (a) *A. hindsii* (site 1), (b) *A. angustissima* (site 4), (c) *A. macracantha* (site 4) and (d) *A. macracantha* (site 3). Each symbol type represents data for an individual tree

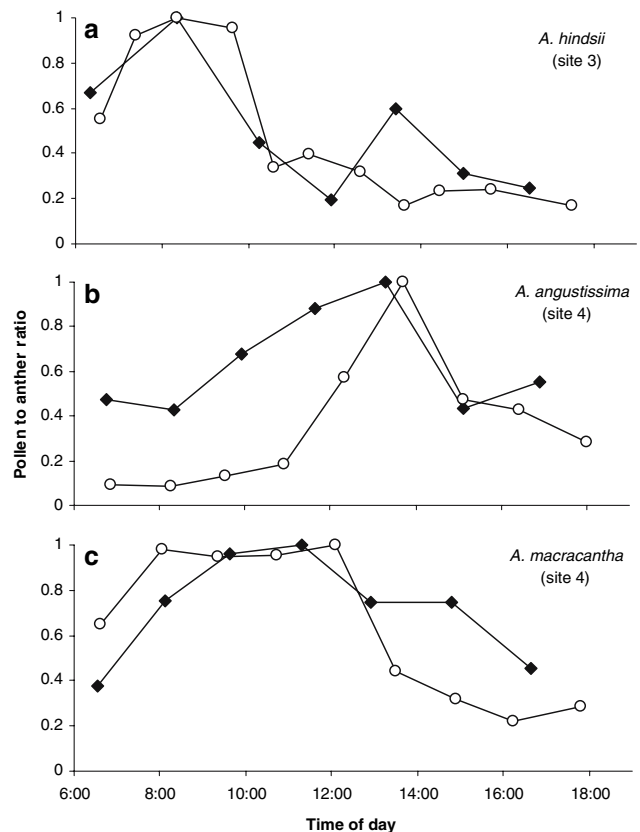


Fig. 4 Variation in daily patterns of pollen availability for the same individual trees between consecutive flowering seasons. Data presented are the mean patterns of pollen availability for 1999 (filled diamonds) and 2000 (open circles) for the same individual trees for: (a) *A. hindsii*, (b) *A. angustissima* and (c) *A. macracantha*

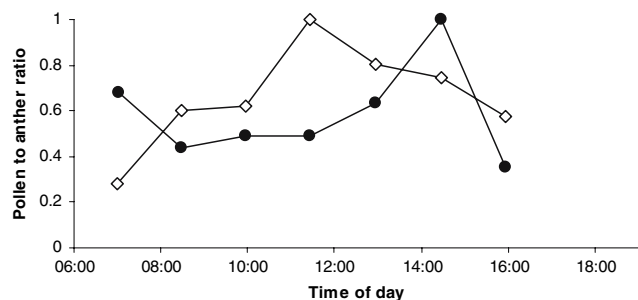


Fig. 5 Daily patterns of pollen availability for *A. farnesiana* population on two consecutive days at site 6. Data presented show mean values of pollen availability (P:A ratios) calculated across six individual trees (1 flower head sampled per tree per sampling interval sampled on 22 and 23 May 2000 (open diamonds and filled circles, respectively). This sampling regime was adopted due to low flower head densities on individual trees (see Materials and methods section)

The impact of relative humidity on daily dehiscence patterns

Variation in daily dehiscence patterns closely tracked between-day variation in relative humidity. Peak pollen availability at a given site occurred later on days when relative humidity was higher at the onset of dehiscence in *A. angustissima* (Fig. 6), *A. hindsii* (Fig. 7) and *A. macracantha* (Fig. 8). Co-flowering *A. macracantha* and *A. angustissima* showed parallel responses to changes in ambient relative humidity, maintaining a constant separation of 3.4 h between their pollen availability peaks (Fig. 8). Lower intraspecific synchrony of dehiscence in *A. macracantha* flowering alone relative to the population co-flowering with *A. angustissima* did not correlate with any measured microclimatic difference between sites.

Flower visitor assemblages of Chamela acacias

Bees dominated (89.93%) visitation to the mass-flowering species *A. macracantha*, *A. hindsii* and *A. angustissima* (Table 2), and all three shared many pollinator taxa (see Table 3 and Supplementary material Appendices B, D, E for Supplementary material Appendices B, D, E, months visitors recorded across sites and Acacia species). The major bee taxa were honeybees (*Apis mellifera* L.), native social bees *Scaptotrigona hellwegeri* (Roubik) and *Trigona* spp.; Apidae), and solitary bees in the genera *Hylaeus* (Colletidae), *Augochloropsis* and *Lasioglossum* (Halictidae), *Ceratina* and *Xylocopa* (Anthophoridae) and *Megachile* (Megachilidae). Other solitary bee genera, including *Eulonchopria* (Colletidae), *Pseudoaugochloropsis* and *Halictus* (Halictidae), *Exomalopsis* (Anthophoridae), and *Anthodiocetes* (Megachilidae) frequently visited at least

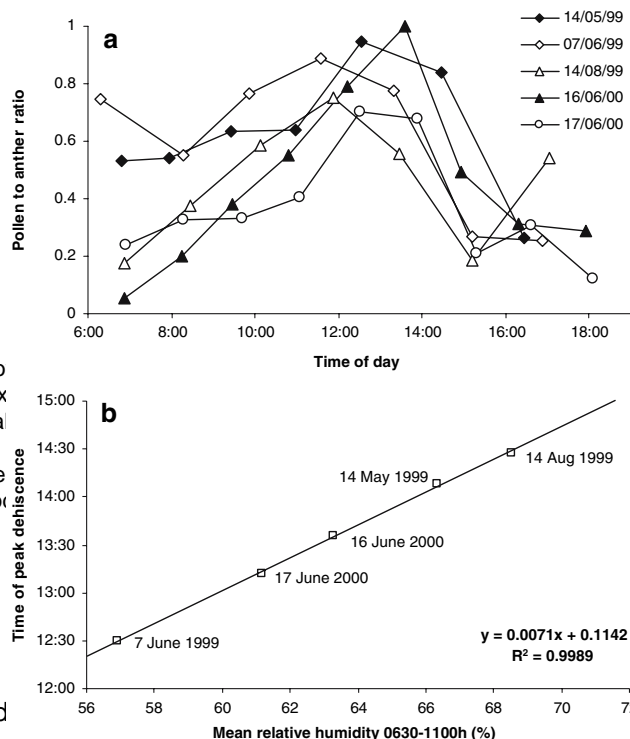


Fig. 6 (a) Intraspecific variation in daily patterns of pollen release over time for *A. angustissima* at site 4. Data points are means averaged across individuals on a single day at site 4. (b) Timing of maximum daily pollen availability as a function of mean relative humidity from 0630 to 1000h for *A. angustissima*. The fitted line is a least squares regression $y = 0.0071x + 0.1142$, $r^2 = 0.9989$, $p < 0.0001$

two Acacia species. Bees (primarily *Lasioglossum* spp. and *Apis mellifera*) made a smaller proportion of visits to *A. farnesiana* (39%). *Acacia farnesiana* was visited predominantly by flies (41.2%; Table 2a), primarily pollen-feeding hoverflies (Syrphidae: 20%) in the genera *Allograpta* and *Eristalis* and bee flies (Bombyliidae: Table 2b). Beetles (primarily cantharids, chrysomelids, scarabids and bruchids) visited flower heads of all four Acacia species. Flower visitor assemblages for each Acacia species varied among sites (Table 5 and Supplementary material Appendix F), and among days (Table 6a and Table 3 and Supplementary material Appendices B, D, E) for Supplementary material Appendices D, E), months and flowering seasons (Table 6b and Supplementary material Appendix D) and flowering seasons (Table 6c and Supplementary material Appendix D, F) at a given site. Variation in flower visitor assemblages for each Acacia species was generally greater between sites than over time within sites (e.g., compare Table 4a and b for *A. hindsii*), implying patchiness in available visitor assemblages. For *A. angustissima*, *A. hindsii* and *A. macracantha* variation in visitation patterns within and across study sites was associated primarily with variation in the proportion of flower visits made by

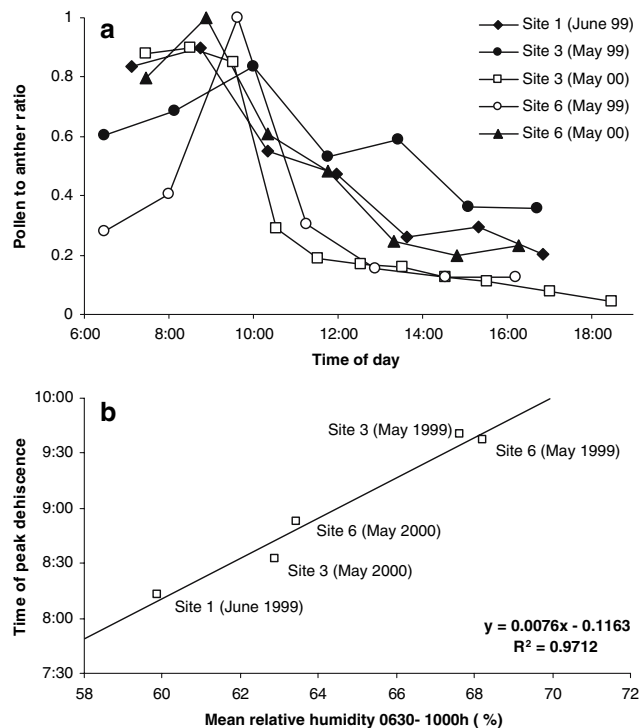


Fig. 7 (a) Intraspecific variation in daily patterns of pollen release over time between sites for *A. hindsii*. Data points are seasonal means for each site, i.e., means averaged across individual trees per day, then across days within a season. (b) Timing of maximum daily pollen availability as a function of mean relative humidity from 0630 to 1000h for *A. hindsii*. The dotted line is a least squares regression: $y = 0.0076x - 0.1163$; $r^2 = 0.971$, $p = 0.002$

different bee taxa. Social bees, notably *hellwegeri*, dominated flower visitation (especially to *A. hindsii* and *A. angustissima*) on particular days at some sites, and in their absence solitary bees became proportionately more abundant (Supplementary material Appendices D & E). There were no consistent differences in flower visitor assemblages associated with *macracantha* when flowering alone when compared to the conspecific population co-flowering with *A. angustissima* (Mann-Whitney $U = 10.5$, $p = 0.748$: Table 5).

Pollinator behaviour and the potential for heterospecific pollen transfer

Bees are probably the dominant pollen vectors for same flower head. Thus, these chains of visits to a single flower head frequently lasted several minutes. Hoverflies (Syrphids) typically fed on a single flower head for more than 10 min, accumulating pollen on the underside of their bodies, and were seen to depart focal trees. Beetles often remained in a single flower head for several hours, and most fed destructively on the flowers. *Megachile* species showed characteristic somersaulting movements over each flower head for 10–20 s. These bees visited relatively few flower heads per

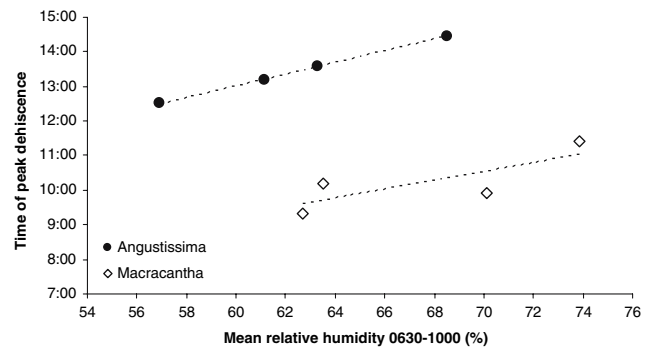


Fig. 8 Timing of maximum daily pollen availability as a function of mean relative humidity from 0630 to 1000h for co-flowering populations of *A. angustissima* (filled circles) and *A. macracantha* (open diamonds) at site 4. Data points represent the mean for two trees per species on a single day, with data for both species presented for the same four dates (7 June 1999, 14 Aug 1999, 16 June 2000 and 17 June 2000). Dotted lines indicate least squares regression lines for each species

tree, and probably visited several trees during each foraging bout. In contrast, honeybees (*mellifera*) and other medium-sized social bees (particularly *hellwegeri*) foraged extensively within a single canopy, generally moving between flower heads that were close together.

These larger bees have the potential to mediate considerable HPT through shared pollinators in this community. Analysis of pollen loads showed that individual bees also moved between acacia species in a single foraging bout. Solitary bees from three genera (*Augochloropsis*, *Lasioglossum* and *Anthodiocetes*) visiting *A. angustissima* flower heads (producing pale lemon yellow pollen) were observed to be carrying orange pollen loads shown by microscopic examination to comprise 16-grain polyads characteristic of *macracantha*. Honeybee and *Ceratina* individuals visiting *A. hindsii* flower heads at the end of the dry season were observed with yellow pollen loads originating from another co-flowering mimosoid legume, *Mimosa quadrivalis* (Rose).

Smaller solitary bees (*Lasioglossum*, *Halictus* and *Hylaeus*) and social bees (e.g. *Trigona nigra* (Cresson)) spent long periods foraging on a single flower head (30–90 s), often leaving to hover alongside and comb pollen from their body before returning to forage on the same flower head. Thus, these chains of visits to a single flower head frequently lasted several minutes. Hoverflies (Syrphids) typically fed on a single flower head for more than 10 min, accumulating pollen on the underside of their bodies, and were seen to depart focal trees. Beetles often remained in a single flower head for several hours, and most fed destructively on the flowers.

Table 2 Visitation by different insect taxa to flower heads of acacia species

Species	Bees	Wasps	Beetles	Flies	Butterflies	Ants
(a) Major flower visitor taxa						
<i>A. macracantha</i>	68.2 ± 11.4	3.6 ± 1.9	19.1 ± 6.8	8.5 ± 3.7	0.2 ± 0.2	0.4 ± 0.4
<i>A. angustissima</i>	93.1 ± 3.2	3.4 ± 1.4	1.5 ± 0.8	1.1 ± 0.6	0.1 ± 0.1	0.7 ± 0.7
<i>A. hindsii</i>	89.2 ± 3.7	2.9 ± 1.5	2.8 ± 1.3	4.0 ± 0.8	1.2 ± 1.2	0 ± 0
<i>A. farnesiana</i>	38.9 ± 26.4	2.2 ± 2.2	17.8 ± 13.5	41.2 ± 15.0	0 ± 0	0 ± 0
(b) Bee and fly taxa resolved to family						
Bee species						
Honey bees	Native Apids	Colletid bees	Anthophorid bees	Megachilid bees	Halictid bees	Other bees
<i>A. macracantha</i>	28.4 ± 11.7	5.7 ± 3.1	7.6 ± 1.2	5.6 ± 1.7	6.5 ± 5.2	10.9 ± 2.6
<i>A. angustissima</i>	1.1 ± 1.1	52.8 ± 26.5	3.6 ± 0.8	0.8 ± 0.8	30.8 ± 27.9	3.5 ± 1.7
<i>A. hindsii</i>	14.7 ± 7.0	16.8 ± 11.5	7.7 ± 5.6	21.3 ± 9.8	7.8 ± 5.3	19.5 ± 3.7
<i>A. farnesiana</i>	21.8 ± 21.8	0 ± 0	0 ± 0	0 ± 0	10.9 ± 10.9	6.3 ± 6.3
Other flower visiting taxa						
	Wasp sp.	Beetle sp.	Syrphid flies	Bomblyid flies	Other flies	Butterflies
<i>A. macracantha</i>	3.6 ± 3.3	3.6 ± 1.9	19.1 ± 6.8	3.1 ± 2.2	0.4 ± 0.4	5.1 ± 2.1
<i>A. angustissima</i>	0.3 ± 0.2	3.4 ± 1.4	1.5 ± 0.8	0.5 ± 0.3	0 ± 0	0.6 ± 0.4
<i>A. hindsii</i>	1.4 ± 0.8	2.9 ± 1.5	2.8 ± 1.3	0.1 ± 0.03	1.8 ± 1.0	2.2 ± 1.3
<i>A. farnesiana</i>	2.2 ± 2.2	17.8 ± 13.5	20.0 ± 11.3	4.4 ± 4.4	16.0 ± 8.2	0 ± 0

Data presented are the mean percentage (±1 SE) of total visits contributed by a particular taxon (species means calculated across years and sites, subsequently averaged across study sites). The same data are presented at different levels of taxonomic resolution: (a) insects grouped into major visitor taxa, (b) the insects grouped into visitor taxa (bees and flies) broken down to family level

Table 3 Proportional similarities (PS) of flower visitation by pollinator taxa for all *Acacia* species (calculated from data in Table 2b)

	<i>A. farnesiana</i>	<i>A. hindsii</i>	<i>A. angustissima</i>
<i>A. macracantha</i>	0.65	0.61	0.28
<i>A. angustissima</i>	0.10	0.39	
<i>A. hindsii</i>	0.36		

PS values were calculated as follows: (1) the proportion of total flower visits attributable to each visitor taxon were calculated for the two *Acacia* groups to be compared; (2) the modulus of the difference in proportions was calculated for each visitor taxon; (3) PS = 1/0.5 (sum of the modulus values over all visitor taxa). PS values range from 1 (maximum similarity) to 0 (no overlap)

Table 4 Proportional similarities (PS) in levels of flower visitation by pollinator taxa for *A. hindsii* between (a) days at the same study site and (b) sites within the same year (calculated from data in Supplementary material Appendix E)

Study site	PS	Dates compared
Site 3	0.38	12 vs. 27 May
Site 5	0.71	1 vs. 5 Jun
Site 6	0.80	22 vs. 23 May

Study site	Site 5	Site 6
Site 3	0.41	0.27
Site 6	0.48	

Table 5 Proportional similarities (PS) in levels of flower visitation by pollinator taxa for *A. macracantha* compared between study sites (calculated from data in Supplementary material Appendix F)

Study site	Site 6	Site 4	Site 3	Site 2
Site 1	0.60	0.62	0.62	0.51
Site 2	0.31	0.46	0.33	
Site 3	0.50	0.47		
Site 4	0.59			

Bold type indicates comparisons between sites where *A. macracantha* and *A. angustissima* coflower (site 4) with those where they flower apart (sites 1, 3, 6)

Table 6 Proportional similarities (PS) in levels of flower visitation by pollinator taxa for *A. angustissima* between (a) days, (b) months, and (c) seasons (calculated from data in Supplementary material Appendix D)

Date	24 Sep 98	27 Aug 98	26 Aug 98
25 Aug 98	0.75	0.75	0.80
26 Aug 98	0.80	0.80	
27 Aug 98	0.91		

Date	14 Aug 99	13 Jul 99	7 Jun 99
14 May 99	0.79	0.05	0.98
7 Jun 99	0.79	0.03	
13 Jul 99	0.16		

Comparison	PS
Aug 98 vs. Aug 99	0.88
Jun 99 vs. Jun 00	0.01

standing crop began to fall (Fig. 10). In contrast, solitary bees often foraged from *Acacia* flower heads until later in the day (Fig. 10a).

Daily visitation patterns at *A. macracantha* differed consistently between sites, tracking patterns of pollen release. Visitation to *A. macracantha* (particularly by bees) began considerably earlier at site 4 (coflowering with *A. angustissima*) than at all other sites. Flower visitation to *A. macracantha* at site 4 also declined abruptly around noon (Fig. 9c) while at other sites it declined gradually during the afternoon (Fig. 9d). Visitation to coflowering *A. macracantha* and *A. angustissima* overlapped only briefly, with the abrupt changeover in pollinator activity between species most obvious in 1998 and 2000 (Fig. 9). This consistent difference in visitation patterns to coflowering *A. macracantha* and *A. angustissima* was statistically significant in all three flowering seasons 1998–2000 (Kolmogorov–Smirnov two sample test, all *p*-values < 0.01; Table 7).

Daily activity patterns of flower visitors

Daily patterns of flower visitation to each *Acacia* species were consistent across days and sites within a flowering season (Fig. 9). Flower visitation patterns closely tracked for pollination? daily pollen release for all species at all sites (compare Fig. 9 with Fig. 3), peaking with or shortly after peak daily pollen availability. Social bees arrived in large numbers as pollen availability peaked and left as soon as the poller

Discussion

Do Chamela acacias show a signature of competition? Structuring of daily activity in response to resource availability has long been known for a wide range of pollinators, particularly for social and solitary bees whose resources are

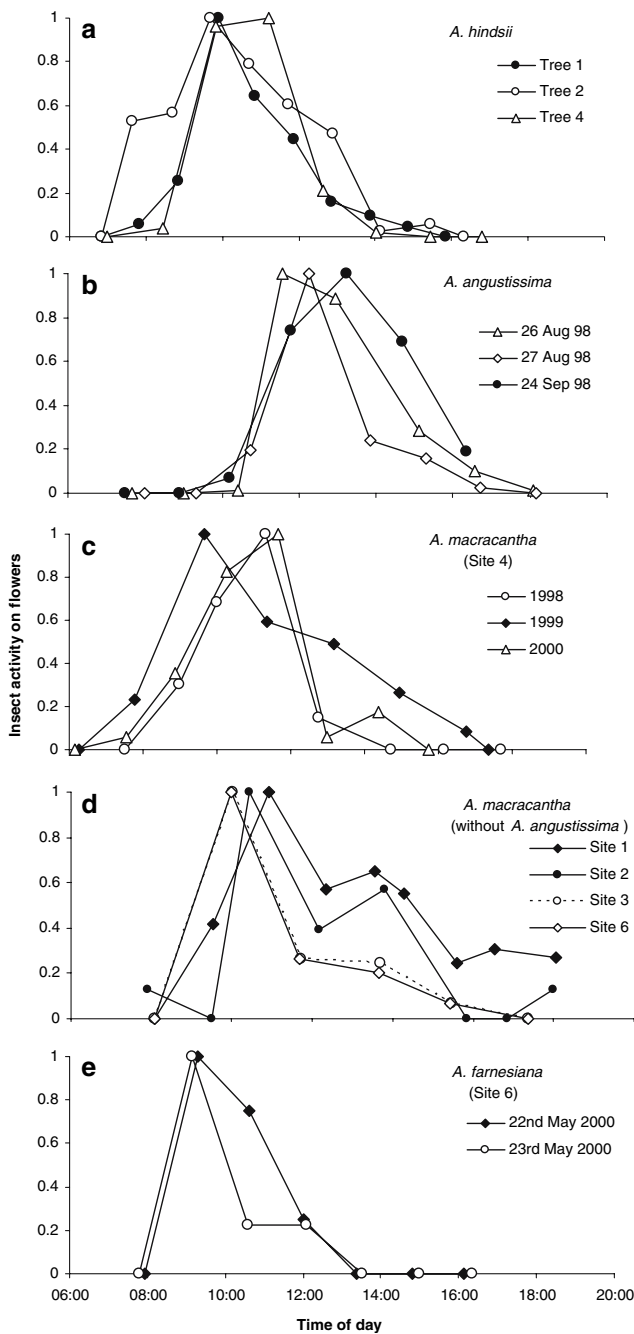


Fig. 9 Variation in the daily patterns of flower visitor activity by all insect taxa shown for (a) *A. hindsii* individuals across sites in 2000, (b) the *A. angustissima* population (at site 4) across dates in 1998, (c) the *A. macracantha* population at site 4 (coflowering with *A. angustissima*) across flowering seasons, (d) *macracantha* populations across sites (without *angustissima*) in 1998 and 1999 and (e) *A. farnesiana* individual on two consecutive days at site 6. Data presented are mean relative activity levels of flower visitors

provided in discrete time windows (Butler and Finney 1942, Bennett and Bread 1985, Buchmann and Cane 1989, Stone 1994, Stone et al. 1999a, Raine et al. 2002, 2004, Willmer and Stone 2004). This sensitivity of foragers to

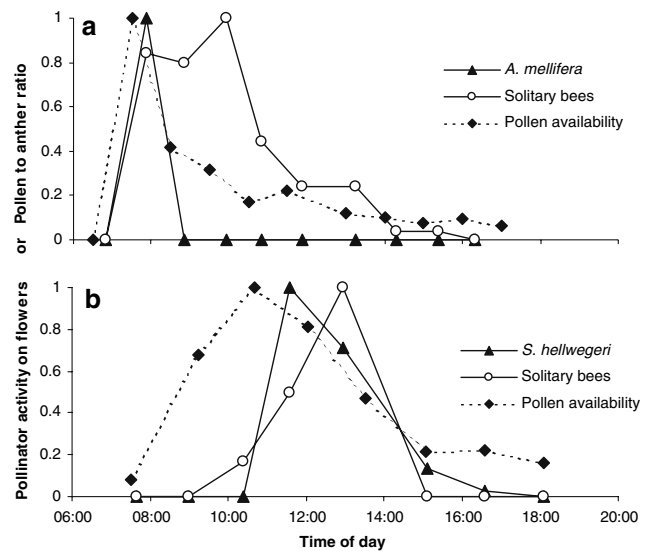


Fig. 10 Patterns of flower visitation in response to pollen availability for (a) honeybees (*A. mellifera*) and solitary bees visiting one *A. hindsii* individual (1 Jun 2000: site 5), and (b) social meliponine bees (*S. hellwegeri*) and solitary bees visiting two *A. angustissima* individuals (26 Aug 1998: site 4)

resources makes possible the community-wide structuring of plant-pollinator interactions through selection on plant floral behaviour. Daily partitioning of shared pollinators is just one possible outcome of such 'bottom-up' influences. Stone et al. (1996, 1998) proposed that flowering patterns in a Tanzanian acacia community supported a hypothesis of daily temporal partitioning of pollinators. The key findings of the Tanzania study were (i) seasonal coflowering and pollinator sharing (creating the potential for competition for pollination), (ii) daily intraspecific synchrony in dehiscence, and regular interspecific spacing of pollen dehiscence through the day (creating the potential for bottom-up structuring of pollinator behaviour), and (iii) pollinator tracking of pollen release (the predicted result). To what extent do patterns at Chamela mirror those found in Tanzania?

Although there is partial seasonal separation of flowering between dry *A. hindsii* and *A. farnesiana*) and wet *A. macracantha* and *A. angustissima*) season species pairs, Chamela acacias frequently coflower, as in Tanzania. The three mass-flowering acacia species in this assemblage also often showed high intraspecific synchrony in daily pollen release. As in Tanzania, pollinators tracked pollen release very closely, showing the potential for bottom-up regulation of pollinator behaviour by selection on dehiscence times, and many flower visitor taxa (especially bees) are shared. Is there any evidence that pollinator sharing has influenced the floral behaviour of Chamela acacias?

A major difference between this study and the Tanzanian community is the lower species richness of

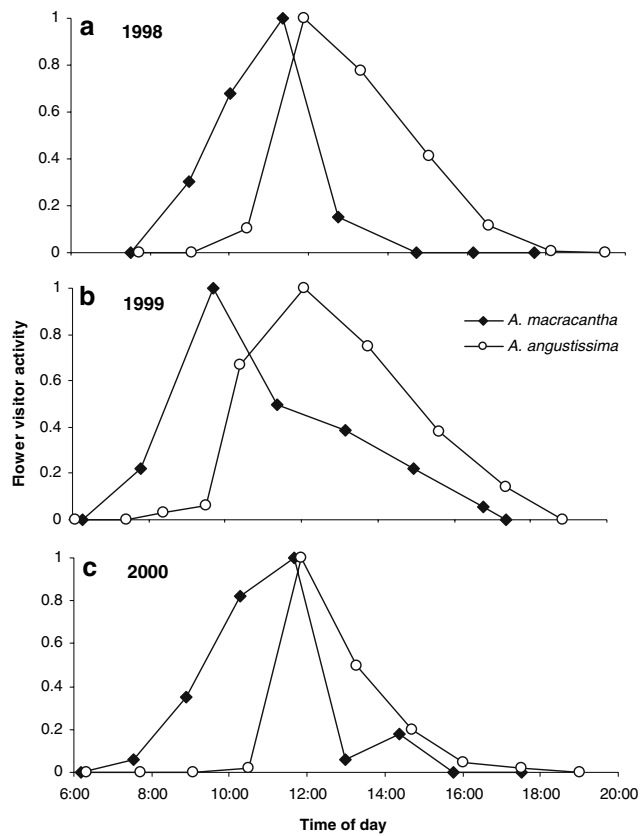


Fig. 11 Daily patterns of flower visitor activity for co-flowering populations of *A. macracantha* and *A. angustissima* at site 4 in (a) 1998, (b) 1999, and (c) 2000. Data presented are the relative flower visitation profiles received by each species averaged across the following dates: (a) 26, 27 Aug 1998, (b) 14 May, 7 Jun, 13 Jul and 14 Aug 1999, and (c) 16 and 17 Jun 2000. The total number of flower head visits recorded per species per year are given in Table 7

release behaviour between populations: intraspecific synchrony was appreciably higher when this species co-flowered with *A. angustissima* than when they flowered apart. Timing of peak pollen availability in *A. macracantha* also varied with the presence/absence of co-flowering *A. angustissima*. The pattern observed in *A. macracantha* is compatible with the predictions of resource partitioning and competitive release: high intraspecific synchrony could reflect stabilising selection in the presence of co-flowering competitors, while low synchrony (in *A. macracantha* flowering alone) could represent competitive release. Our observation of movement by individual insect foragers between acacia trees within a single foraging bout shows the potential for HPT in this system. A similar contrast between co-flowering (high intraspecific synchrony) and solitary flowering (low intraspecific variation) was observed in the Tanzanian acacia community studied by Stone et al. (1998).

However, in both studies, there is no replication and these results can only be considered preliminary. As the difference in dehiscence behaviour is confounded with differences in site, this pattern could also have resulted from past competition, ecological sorting, or chance effects (Grant 1972; Slatkin 1980; Armbruster 1985, 1986; Murray et al. 1987). Validation of the competitive hypothesis for differences in dehiscence behaviour requires replication of the observed contrast in other *A. macracantha* populations flowering with and without other acacias.

Contrasting floral behaviour in *Acacia farnesiana*

co-flowering acacias at Chamela. We thus cannot hope to detect signatures of resource partitioning by analysing the cross-species distribution of daily pollen release peaks, as applied by Stone et al. (1996, 1998). An intriguing result is the contrast in dehiscence behaviour between *A. macracantha* populations flowering alone, and the single population co-flowering with *A. angustissima*. While intraspecific synchrony was universal for *A. hindsii* and *A. angustissima*, *A. macracantha* varied in its pollen

Acacia farnesiana shows much lower intraspecific synchrony of pollen release than the mass-flowering species, and its long-lived protogynous flower heads are more similar to Australian acacias in the phylogenetically distinct subgenus *Heterophyllum* (Stone et al. 2003). This could potentially reflect contrasting breeding strategies between species with long-lasting and short-lived flower heads (Stone et al. 2003). Increasing floral longevity may confer tolerance of competition for pollination (Levin 1978; Motten 1986; Rathcke 1988; Ashman and Schoen

Table 7 Results of Kolmogorov-Smirnov two sample tests of interspecific overlap in daily patterns of flower visitation for co-flowering populations of *A. macracantha* and *A. angustissima* (site 4)

Year	Total flower visits		$D_{critical}$		Max. difference D_{max}	p value
	<i>A. macracantha</i>	<i>A. angustissima</i>	$\alpha = 0.05$	$\alpha = 0.01$		
1998	15	434	0.357	0.427	0.431	<0.01
1999	43	191	0.230	0.275	0.480	<0.01
2000	42	82	0.258	0.309	0.488	<0.01

The null hypothesis (identity of the two distributions) can be rejected if D_{max} exceeds the $D_{critical}$ value at the appropriate significance level (

1994). Increased floral longevity could also facilitate the visitation to Tanzanian acacias (Stone et al. 1998). They pollinating role of visitors (such as the smallest bees and many flies) whose very low rates of between-flower transfer amongst nest mates allows them to exploit multiple movement (Stone et al. 1999b) make them unsuitable as plant species in response to local variation in resource availability in space or time (Michener 1974; Roubik 1989; Bies rather than bees in the visitor assemblages recorded for *A. farnesiana* is compatible with this hypothesis. In contrast, solitary bees continued to visit mass-flowering *Acacia farnesiana* also showed consistently lower densities during acacias even when pollen availability was well below of flower heads than the other *Chamela* acacias. The seasonal and daily maxima. This could reflect the reluctance of bee visits to *A. farnesiana* might reflect the lower attractiveness of this acacia relative to others producing more showy floral displays (Proctor et al. 1996; Chittka and Raine 2006).

The potential role of relative humidity structuring multispecies plant-pollinator interactions

Our results show the significance of daily microclimate for *Acacia* (or more generally mimosoid, including *Mimosa* and *Prosopis* at *Chamela*) species because of their pre-patterns observed in the Tanzanian system. Drier days were predictable and relatively long flowering seasons. Strickler (1979) suggested such 'specialisation' might be particularly in *A. angustissima* and *A. hindsii*. Changes of relative humidity have been suggested as a causal mechanism triggering anther dehiscence in a wide variety of plant species through differential rates of tissue drying within the anther wall (Keijzer 1987; Bonner and Dickinson 1990). Tanzania (Stone et al. 1998). Parallel anther dehiscence responses with different threshold relative humidities shown by co-flowering populations of *A. macracantha* and *A. angustissima* maintained a regular spacing between their respective peak times of pollen release over a wide range of humidity conditions (Fig. 8). If selection favoured the evolution of divergent flowering demands of avoiding self-pollination, whilst dehiscence threshold humidities among co-flowering species maximising the chances of receiving sufficient cross-pollen. In self-incompatible species, such as the three mass-flowering *Chamela* *Acacia* species, we expect stigma receptivity to occur long enough after dehiscence for stigmas to be preserved over a wide range of ambient conditions. Heritable variation for other humidity-sensitive stigmatic clogging by self-pollen to be rare. Most social dehiscence mechanisms in plants is well established (Graves 1996; Bailey et al. 1997).

Flower visitor assemblages of *Chamela* acacias

Social bees played a dominant role in visiting the flowers of all three mass-flowering *Chamela* acacias, though their dominance varies spatially and temporally. The patterns of flower visitation by social bees (here predominantly *A. mellifera* and *S. hellwegeri*) suggest that these species visit mass-flowering *Acacia* trees when they are the most locally abundant pollen source, and that they are quickly abandoned if more profitable alternatives are discovered by the colony. Honeybees showed a similar pattern in

are highly abundant in tropical ecosystems and information transfer amongst nest mates allows them to exploit multiple movement (Stone et al. 1999b) make them unsuitable as plant species in response to local variation in resource availability in space or time (Michener 1974; Roubik 1989; Bies rather than bees in the visitor assemblages recorded for *A. farnesiana* is compatible with this hypothesis. In contrast, solitary bees continued to visit mass-flowering *Acacia farnesiana* also showed consistently lower densities during acacias even when pollen availability was well below of flower heads than the other *Chamela* acacias. The seasonal and daily maxima. This could reflect the reluctance of solitary bees to abandon waning resources due to uncertainty about locating better alternatives (Frankie et al. 1976; Strickler 1979; Ginsberg 1984), or their lower absolute pollen requirements in comparison to social colonies (Willmer and Stone 2004). Solitary bees may represent more reliable pollen vectors for mass-flowering *Acacia* species because they are predictably recruited if provided with minimal levels of floral reward. Some solitary species could be specialist pollen collectors from

Mimosa and *Prosopis* at *Chamela*) species because of their pre-patterns observed in the Tanzanian system. Drier days were predictable and relatively long flowering seasons. Strickler (1979) suggested such 'specialisation' might be particularly in *A. angustissima* and *A. hindsii*. Changes of relative humidity have been suggested as a causal mechanism triggering anther dehiscence in a wide variety of plant species through differential rates of tissue drying within the anther wall (Keijzer 1987; Bonner and Dickinson 1990). Tanzania (Stone et al. 1998). The continuation of visits by solitary bees after social bees have left may also enhance their contribution to seed set. In any protandrous species (including *A. angustissima*, *A. hindsii* and *A. macracantha*), the delay between anther dehiscence and stigma receptivity must balance the conflicting demands of avoiding self-pollination, whilst maximising the chances of receiving sufficient cross-pollen. In self-incompatible species, such as the three mass-flowering *Chamela* *Acacia* species, we expect stigma receptivity to occur long enough after dehiscence for stigmas to be preserved over a wide range of ambient conditions. Heritable variation for other humidity-sensitive stigmatic clogging by self-pollen to be rare. Most social bees arrived so soon after dehiscence that stigmas are unlikely to be receptive, meaning their visits probably dispersed pollen between flower heads within an individual canopy, rather than contributing to inter-tree dispersal and seed set. Later flower visits by large solitary bees, more coincident with female function, may well have contrib-

uted more to pollination than the frequency of their visits suggests (Strickler 1979; Motten et al. 1981; Minckley et al. 1994). Megachilid bees could be particularly effective vectors as they carry dry, unmodified pollen in a ventral abdominal scopa further enhancing potential pollen transfer (Thorpe 1979; 2000). Solitary bees showed considerable spatial variation in their patterns of visitation (see Supplementary material in Appendices C&D), which may reflect their dependence on

suitable nest sites and the limited foraging ranges of the smallest species (e.g. *asioglossum*). This observed spatial and temporal variation suggests that there are unlikely to be any tightly coevolved species-specific relationships, but that pollination is conducted by a somewhat interchangeable, species guild. This observation is supported by the relative rarity of truly specialist pollinators in tropical environments (Roubik 1989, 1992). For the mass-flowering species, this guild is dominated by solitary bees, while *A. farnesiana* relies heavily on syrphid flies. The fact that syrphids are relatively specialised pollen feeders, show high levels of floral constancy (Goulson and Wright 1998) and innately prefer yellow flowers (Parmenter 1958; Kay 1976; Lunau and Maier 1995) makes them potentially good *Acacia* pollinators. They might be especially suited to pollinating sparsely flowering *A. farnesiana*, whose rewards may not meet the metabolic requirements of many bees. The beetles observed visiting *Acacia* flowers are unlikely to be useful pollen vectors. They move between flowers too rarely, and most were destructive forivores or pollen feeders (Joliva 1995; Proctor et al. 1996).

Acknowledgements We would like to thank Miguel Franco, Graham Floater, Tim Jones, Roberto Prez, and Juan Ramo Zarate for their considerable help in Mexico, Paul Johnson, George McGavin, David Raubenheimer, David Roberts and Steve Simpson for their assistance in Oxford, and the Estación de Biología de Chamela IB-UNAM for permission to conduct research. Thanks to Ricardo Ayala-Barajas, Felipe Noguera-Mantez, Alicia Rodriguez-Palafox and Arturo Solís-Magallanes for their invaluable taxonomic expertise, and to Mike Raine and two anonymous referees for comments on earlier versions of this manuscript. We are particularly grateful to Rosario ÓChayo Velasco-Aceuedo and everyone at El Tajón for sustaining the project. NER was supported by a postgraduate studentship from the William Edward Ós Educational Charity, Kenilworth, a Varley-Gradwell fellowship from the Department of Zoology, University of Oxford, and Magdalen College, Oxford. GNS was supported by grants from the NERC (GR9/03553) and the Royal Society. This work was supported by the E.P.A. Cephalosporin Fund, the Percy Sladen Memorial Fund c/o Linnean Society of London and *Acacia* Bank California.

References

Potential impacts of shared pollinators

Many visitor taxa were shared across the three mass-flowering species, although their relative abundance varied across days and sites. Such variation suggests that the intensity of any *Acacia* interactions mediated by shared pollinators probably also fluctuates between sites and seasons. The effectiveness of shared bee species as pollen vectors depends on multiple factors, including size, metabolic requirements (Strickler 1979, and floral constancy (Waser 1986; Raine and Chittka 2005, 2007a). The smallest bees are expected to be relatively poor pollinators because they fly relatively short distances from their nest and make extended visits to individual flower heads, often spending an entire foraging bout within a single *Acacia* canopy (Bernhardt et al. 1984). Larger solitary bees range over the entire surface of flower heads, contact large numbers of individual flowers during short flower visits, visit fewer flower heads per canopy than smaller species, and probably fly further between visited trees. The fidelity (constancy) of shared pollinators is clearly linked to the potential for HPT (Waser 1986; Chittka et al. 1999, 2004; Raine et al. 2006). The morphological uniformity of *Acacia* flowers means that although appropriate handling methods may need to be learned, these can then be applied to all *Acacias* (Laverty 1980, 1994; Raine and Chittka 2007b). We might thus expect pollinators to move between co-flowering *Acacia* species, with associated risk of HPT, unless other factors promote fidelity. Daily partitioning of

- Armbruster WS (1985) Patterns of character divergence and the evolution of reproductive ecotypes of *Dalechampia scandens* (Euphorbiaceae). *Evolution* 39:733–752
- Armbruster WS (1986) Reproductive interactions between sympatric *Dalechampia* species: are natural assemblages random or organised? *Ecology* 67:522–533
- Armbruster WS, Herzig AL (1984) Partitioning and sharing of pollinators by four sympatric species of *Dalechampia* (Euphorbiaceae) in Panama. *Ann Mo Bot Gard* 71:1–16
- Armbruster WS, Edwards ME, Debevec EM (1994) Floral character displacement generates assemblage structure of western Australian triggerplants (*Stylidium*). *Ecology* 75:315–329
- Ashman TL (2000) Pollinator selectivity and its implications for the evolution of dioecy and sexual dimorphism. *Ecology* 81:2577–2591
- Ashman TL, Schoen DJ (1994) How long should flowers live? *Nature* 371:788–791
- Ashton PS, Givnish TJ, Appanah S (1988) Staggered flowering of the Dipterocarpaceae: new insights into floral induction and the evolution of mast flowering in the aseasonal tropics. *Am Nat* 132:44–66
- Bailey MA, Mian MAR, Carter TE, Ashley DA, Boerma HR (1997) Pod dehiscence of soybean: identification of quantitative trait loci. *J Hered* 88:152–154
- Bennett B, Bread MD (1985) The nesting biology, mating behaviour and foraging ecology of *Perdita opuntiae* (Andrenidae). *J Kansas Entomol Soc* 58:185–194
- Bernhardt P (1987) A comparison of the diversity, density and foraging behaviour of bees and wasps on Australian *Acacia*. *Ann Mo Bot Gard* 74:42–50
- Bernhardt P, Kenrick J, Knox RB (1984) Pollination biology and the breeding system of *Acacia retinodes* (Leguminosae: Mimosoideae). *Ann Mo Bot Gard* 71:17–29
- Bierzychudek P (1981) *Asclepias*, *Lantana* and *Epidendrum*: a floral mimicry complex? *Biotropica* 13:54–58

- Bonner LJ, Dickinson HG (1990) Anther dehiscence in *Lycopersicon esculentum* II. water relations. *New Phytol* 115:367–375
- Brown JH, Wilson EO (1956) Character displacement. *Syst Zool* 5:49–64
- Buchmann SL (1983) Buzz-pollination in Angiosperms. In: Jones CE, Little RJ (eds) *Handbook of experimental pollination biology*. Scientific and Academic Editions, New York, pp 73–113
- Buchmann SL, Cane JH (1989) Bees assess pollen returns while sonicating *Solanum* flowers. *Oecologia* 81:289–294
- Bullock SH, Solis-Magallanes JA (1990) Phenology of canopy trees of a tropical deciduous forest in Mexico. *Biotropica* 22:22–35
- Butler CG, Finney DJ (1942) The influence of various physical and biological aspects of the environment on honeybee activity: an examination of the relationship between activity and solar radiation. *J Exp Biol* 18:206–212
- Chappill JA, Maslin BR (eds) (1995) *A phylogenetic assessment of the tribe Acacieae*. Royal Botanic Gardens, Kew, Richmond, Surrey, UK
- Chittka L, Raine NE (2006) Recognition of flowers by pollinators. *Curr Opin Plant Biol* 9:428–435
- Chittka L, Ings TC, Raine NE (2004) Chance and adaptation in the evolution of island bumblebee behaviour. *Popul Ecol* 46:243–251
- Chittka L, Thomson JD, Waser NM (1999) Flower constancy, insect psychology, and plant evolution. *Naturwissenschaften* 86:361–377
- Cole CB (1981) Overlap, regularity and flowering phenologies. *Am Nat* 117:993–997
- Connell JH (1980) Diversity and the coevolution of competitors, or the ghost of competition past. *Oikos* 35:131–138
- Cook JM, Rasplus JY (2003) Mutualists with attitude: coevolving wasps and bees. *Trends Ecol Evol* 18:241–248
- Corbet SA, Chapman H, Saville N (1988) Vibratory pollen collection and flower form: bumble bees on *Actinidia*, *Symphytum*, *Borago* and *Polygonatum*. *Funct Ecol* 2:147–155
- Dornhaus A, Chittka L (1999) Evolutionary origins of bee dances. *Nature* 401:38
- Dornhaus A, Chittka L (2004) Why do honey bees dance? *Behav Ecol Sociobiol* 55:395–401
- Dressler RL (1968) Pollination by euglossine bees. *Evolution* 22:202–210
- Feinsinger P (1987) Effects of plants species on each other's pollination: community structure influenced? *Trends Ecol Evol* 2:123–126
- Fenichel T (1975) Character displacement and coexistence in mud snails (*Hydrobiidae*). *Oecologia* 20:19–32
- Fenster CB, Armbruster WS, Wilson P, Dudash MR, Thomson JD (2004) Pollination syndromes and floral specialization. *Ann Rev Ecol Evol S* 35:375–403
- Fishbein M, Venable DL (1996) Diversity and temporal change in the effective pollinators of *Asclepias tuberosa*. *Ecology* 77:1061–1073
- Frankie GW, Opler PA, Bawa KS (1976) Foraging behaviour of solitary bees: implications for outcrossing of a neotropical forest tree species. *J Ecol* 64:1049–1057
- Frankie GW, Haber WA, Opler PA, Bawa KS (1983) Characteristics and organization of the large bee pollination system in the Costa Rican dry forest. In: Jones CE, Little RJ (eds) *Handbook of experimental pollination biology*. Scientific and Academic Editions, pp 411–447
- Gilbert FS (1981) Foraging ecology of hoverflies: morphology of the mouthparts in relation to feeding on nectar and pollen in some common urban species. *Ecol Entomol* 6:245–262
- Ginsberg HS (1984) Foraging behavior of the bumblebee *Bombus ligatus* (Hymenoptera: Halictidae) and the hoverfly *Geratina calcarata* (Hymenoptera: Anthophoridae). *J NY Entomol Soc* 92:162–168
- Gleeson SK (1981) Character displacement in flowering phenologies. *Oecologia* 51:294–295
- Goulson D, Wright N (1998) Flower constancy in the hoverflies *Episyrphus balteatus* (Degeer) and *Syrphus ribesii* (L.) (Syrphidae). *Behav Ecol* 9:213–219
- Grant PR (1972) Convergent and divergent character displacement. *Biol J Linn Soc* 4:39–68
- Heinrich B (1976) Resource partitioning among some eusocial insects: bumblebees. *Ecology* 57:874–889
- Heithaus ER (1974) The role of plant-pollinator interactions in determining community structure. *Ann Mo Bot Gard* 61:676–691
- Herrera CM (1997) Thermal biology and foraging responses of insect pollinators to the forest floor irradiance mosaic. *Oikos* 78:601–611
- Hocking B (1968) Insect-flower associations of the high arctic with special reference to nectar. *Oikos* 19:359–387
- Horvitz CC, Schemske DW (1990) Spatiotemporal variation in insect mutualists of a neotropical herb. *Ecology* 71:1085–1097
- Huey RB, Pianka ER (1974) Ecological character displacement in a lizard. *Am Zool* 14:1127–1136
- Houye DW (1978) Resource partitioning in bumblebees: experimental studies of foraging behavior. *Ecology* 59:672–678
- Janzen DH (1967) Synchronization of sexual reproduction of trees within the dry season in Central America. *Evolution* 21:620–637
- Johnson SD (1992) Climatic and phylogenetic determinants of flowering seasonality in the cape flora. *J Ecol* 81:567–572
- Jolivet P (1995) Observations on the host-plants of Chrysomelidae (Coleoptera). *Entomologiste* 51:77–93
- Kay QON (1976) Preferential pollination of yellow-flowered morphs of *Raphanus raphanistrum* by *Pieris* and *Eristalis* spp. *Nature* 261:230–232
- Keijzer CJ (1987) The process of anther dehiscence and pollen dispersal: 1. the opening mechanism of longitudinally dehiscing anthers. *New Phytol* 105:487–498
- Kenrick J (2003) Review of pollen-pistil interactions and their relevance to the reproductive biology of *Acacia*. *Aust Syst Bot* 16:119–130
- Keppart SR (1983) The partitioning of pollinators among three species of *Asclepias*. *Ecology* 64:120–133
- Knox RB, Kenrick J (1982) Polyad function in relation to the breeding system of *Acacia*. In: Mulcahy D, Ottaviano P, E (eds) *Pollen biology*. North Holland Press, Amsterdam, Holland, pp 411–418
- Kochmer JP, Handel SN (1986) Constraints and competition in the evolution of flowering phenology. *Ecol Monogr* 56:303–325
- Lavery TM (1980) The flower-visiting behaviour of bumble bees: floral complexity and learning. *Can J Zool* 58:1324–1335
- Lavery TM (1994) Bumble bee learning and flower morphology. *Anim Behav* 47:531–545
- Levin DA (1978) The origins of isolating mechanisms in flowering plants. *Evol Biol* 11:185–317
- Levin DA, Anderson WW (1970) Competition for pollinators between simultaneously flowering species. *Am Nat* 104:455–467
- Lunau K, Maier EJ (1995) Innate color preferences of flower visitors. *J Comp Physiol A* 177:1–19
- Maslin BR (2006) Generic and infrageneric names of *Acacia* following retypification of the genus. <http://www.worldwideweb.com/intofgallery/taxonomy/names-for-acacia-following-ibc.pdf>. Cited July 2006
- Maslin BR, Miller JT, Seigler DS (2003) Overview of the generic status of *Acacia* (Leguminosae: Mimosoideae). *Aust Syst Bot* 16:1–18

- Michener CD (1974) The social behavior of the bees: a comparative study. Belknap Press of Harvard University Press, Cambridge
- Minckley RL, Wcislo WT, Yanega D, Buchmann SL (1994) Behavior and phenology of a specialist bee (*Dunomia*) and sunflower (*Helianthus*) pollen availability. *Ecology* 75:1406–1419
- Mosquin T (1971) Competition for pollinators as a stimulus for the evolution of flowering time. *Oikos* 22:398–402
- Motten AF (1986) Pollination ecology of the spring wildflower community of a temperate deciduous forest. *Ecol Monogr* 56:21–42
- Motten AF, Campbell DR, Alexander DR, Miller HL (1981) Pollination effectiveness of specialist and generalist visitors to a North Carolina population of *Claytonia virginica*. *Ecology* 62:1278–1287
- Murray KG, Feinsinger P, Busby WH, Linhart YB, Beach JH, Kinsman S (1987) Evaluation of character displacement in two tropical pollination guilds. *Ecology* 68:1283–1293
- Ollerton J, Lack AJ (1992) Flowering phenology: an example of relaxation of natural selection? *Trends Ecol Evol* 7:274–276
- Ollerton J, Johnson SD, Cranmer L, Kellie S (2003) The pollination ecology of an assemblage of grassland asclepiads in South Africa. *Ann Bot Lond* 92:807–834
- Parmenter L (1958) Flies (Diptera) and their relations with plants. *Lond Nat* 37:115–125
- Pianka ER (1973) The structure of lizard communities. *Ann Rev Ecol Syst* 4:53–74
- Pleasants JM (1980) Competition for bumblebee pollinators in rocky mountain plant communities. *Ecology* 61:1446–1459
- Pleasants JM (1983) Structure of plant and pollinator communities. In: Jones CE, Little RJ (eds) *Handbook of experimental pollination biology*. Van Nostrand Reinhold, New York, pp 375–393
- Poole RW, Rathcke B (1979) Regularity, randomness and aggregation in flowering phenologies. *Science* 203:470–471
- Proctor M, Yeo P, Lack A (1996) *The natural history of pollination*. Harper Collins, London
- Raine NE (2001) The pollination ecology of a Mexican *Acacia* community. D. Phil. thesis, University of Oxford, Oxford
- Raine NE, Chittka L (2005) Comparison of flower constancy and foraging performance in three bumblebee species (Hymenoptera: Apidae: *Bombus*). *Entomol Gen* 28:81–89
- Raine NE, Chittka L (2007a) Flower constancy and memory dynamics in bumblebees (Hymenoptera: Apidae: *Bombus*). *Entomol Gen* 29:179–199
- Raine NE, Chittka L (2007b) Pollen foraging: learning a complex motor skill by bumblebees (*Bombus terrestris*). *Naturwissenschaften* 94:459–464
- Raine NE, Willmer P, Stone GN (2002) Spatial structuring and floral avoidance behavior prevent ant-pollinator conflict in a Mexican ant-acacia. *Ecology* 83:3086–3096
- Raine NE, Gammans N, MacFadyen IJ, Scrivner GK, Stone GN (2004) Guards and thieves: antagonistic interactions between two ant species coexisting on the same ant-plant. *Ecol Entomol* 29:345–352
- Raine NE, Ings TC, Dornhaus A, Saleh N, Chittka L (2006) Adaptation, genetic drift, pleiotropy, and history in the evolution of bee foraging behavior. *Adv Stud Behav* 36:305–354
- Rathcke B (1983) Competition and facilitation among plants for pollination. In: Real L (ed) *Pollination biology*. Academic Press, Orlando, FL, pp 305–329
- Rathcke B (1988) Flowering phenologies in a shrub community: competition and constraints. *J Ecol* 76:975–994
- Reich PB, Borcher R (1984) Water stress and tree phenology in a tropical dry forest in the lowlands of Costa Rica. *J Ecol* 72:61–74
- Ross JH (1981) An analysis of the African *Acacia* species: their distribution, possible origins and relationships. *Bothalia* 13:389–413
- Rothstein SI (1973) The niche variation model: is it valid? *Am Nat* 107:598–620
- Roubik DW (1989) *Ecology and natural history of tropical bees*. Cambridge University Press, Cambridge, Massachusetts
- Roubik DW (1992) Loose niches in tropical communities: why are there so few bees and so many trees? In: Hunter MD, Ohgushi T, Price PW (eds) *Effects of resource distribution on animal-plant interactions*. Academic Press, New York, pp 327–354
- Schoener TW (1970) Non-synchronous spatial overlap of lizards in patchy habitats. *Ecology* 51:408–418
- Schoener TW (1983) Field experiments on interspecific competition. *Am Nat* 122:240–285
- Slatkin M (1980) Ecological character displacement. *Ecology* 61:163–177
- Sokal RR, Rohlf FJ (1981) *Biometry*. W.H. Freeman, New York, USA
- Stone GN (1994) Activity patterns of females of the solitary bee *Anthophora plumipes* in relation to temperature, nectar supplies and body size. *Ecol Entomol* 19:177–189
- Stone GN (1995) Female foraging responses to sexual harassment in the solitary bee *Anthophora plumipes*. *Anim Behav* 50:405–412
- Stone GN, Loder PMJ, Blackburn TM (1995) Foraging and courtship behaviour in males of the solitary bee *Anthophora plumipes* (Hymenoptera: Anthophoridae): thermal physiology and the roles of body size. *Ecol Entomol* 20:169–183
- Stone G, Willmer P, Nee S (1996) Daily partitioning of pollinators in an African *Acacia* community. *Proc Roy Soc B* 263:1389–1393
- Stone GN, Amos JN, Stone TF, Knight RJ, Gay H, Parrott F (1988) Thermal effects on activity patterns and behavioural switching in a conspecific of foragers of *Stachytarpheta mutabilis* (Verbenaceae) in Papua New Guinea. *Oecologia* 77:56–63
- Stone GN, Willmer PG, Rowe JA (1998) Partitioning of pollinators during flowering in an African *Acacia* community. *Ecology* 79:2808–2827
- Stone GN, Gilbert F, Willmer P, Potts S, Faye S, Samy Z (1999a) Windows of opportunity and the temporal structuring of foraging activity in a desert solitary bee. *Ecol Entomol* 24:208–221
- Stone GN, Willmer PG, Rowe JA, Nyundo B, Abdallah A (1999b) The pollination ecology of *Mkomazi* *Acacia* species. In: Coe MJ, McWilliam NC, Stone GN, Packer MJ (eds) *Mkomazi: the ecology, biodiversity and conservation of a Tanzanian Savanna*. Royal Geographical Society (with the Institute of British Geographers), London, pp 337–360
- Stone GN, Raine NE, Prescott M, Willmer PG (2003) The pollination ecology of *Acacias* (Fabaceae, Mimosoideae). *Aust Syst Bot* 16:103–118
- Strickler K (1979) Specialization and foraging efficiency of solitary bees. *Ecology* 60:998–1009
- Thorp RW (1979) Structural, behavioral and physiological adaptations of bees for collecting pollen. *Ann Mo Bot Gard* 66:788–812
- Thorp RW (2000) The collection of pollen by bees. *Plant Syst Evol* 222:211–223
- Tyrbirk K (1993) Pollination, breeding systems and seed abortion in some African acacias. *Bot J Linn Soc* 112:107–137
- Van Valen L (1965) Morphological variation and width of ecological niche. *Am Nat* 99:377–390
- Waser NM (1978a) Competition for hummingbird pollination and sequential flowering in two Colorado wildflowers. *Ecology* 59:934–944
- Waser NM (1978b) Interspecific pollen transfer and competition between co-occurring plant species. *Oecologia* 36:223–236

- Waser NM (1983) Competition for pollination and floral character differences among sympatric plant species: a review of evidence. In: Jones CE, Little RJ (eds) Handbook of experimental pollination biology. Van Nostrand Reinhold, New York, pp 277–293
- Waser NM (1986) Flower constancy: definition, cause, and measurement. *Am Nat* 127:593–603
- Waser NM, Fugate ML (1986) Pollen precedence and stigma closure: a mechanism of competition for pollination between *Delphinium nelsonii* and *Ipomopsis aggregata*. *Oecologia* 70:573–577
- Williams MR (1995) Critical values of a statistic to detect competitive displacement. *Ecology* 76:646–647
- Willmer PG, Stone GN (2004) Behavioral, ecological, and physiological determinants of the activity patterns of bees. *Adv Stud Behav* 34:347–466
- Wright SJ, Calderon O (1995) Phylogenetic patterns among tropical flowering phenologies. *J Ecol* 83:937–948